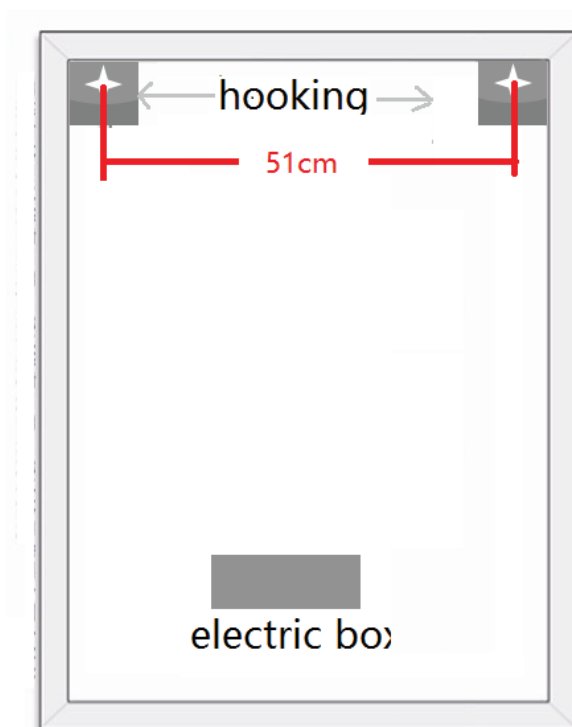


60x80 cm



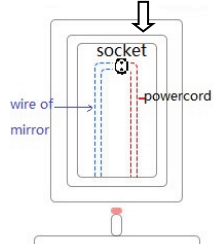
60x80 cm



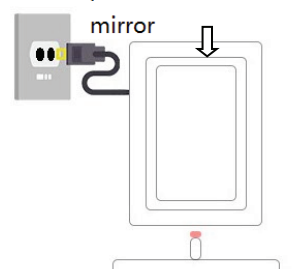
## Manual for Rectangular Mirror



powercord place  
back of mirror



powercord outer of  
mirror



### Necessary tools before Install



Impact drills

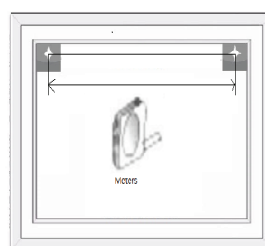
hammer

screw driver


meter

### Installation step

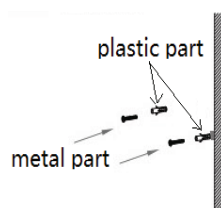
How to Make holes on the wall



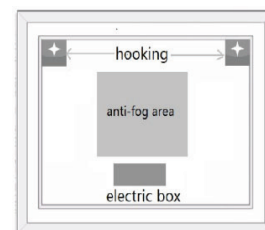
measure the exact distance between  
two hookings



marking same distance on wall  
as above drawing. make sure two  
cross stay on horizon. then make  
holes at cross points



put the setscrew inside wall



hang up mirror on setscrew

if you mirror has this function

Testing Mirror working



time anti-fog light

press both anti-fog key and light key to adjust time  
and please note that time and temperature will be  
auto-cycle displaying every 15 seconds